

Think GAIA
For Life and the Earth

SANYO

1/4" Color CCD High-Resolution AF Zoom Camera

VCC-ZM500P

- 30x optical zoom and 16x digital zoom
- Super-high resolution of 540 TV lines (typical)
- High sensitivity & minimum illumination of 0.32 lx at max. AGC (20 IRE), 0.8 lx at max. AGC (50 IRE)



30x

High performance optical zoom

The 30x optical zoom and 16x digital zoom can be combined for a close-up of 480x. This allows even distant subjects to be checked in detail, allowing one camera to monitor a wide area.



Screen image is simulated.

Super-High Resolution

540-TVL

VCC-ZM500P

Main Features

High Resolution of 540 TV Lines (typical)


SANYO has improved the horizontal resolution to 540 TV lines (typical) by developing the full capability of CCD and using an IR cut filter with enhanced performance. The result is better picture quality, which even a conventional high-resolution camera cannot match.

32X Sensitivity Boost for Minimum Illumination of 0.025 Lx (50 IRE)

While achieving 0.8 lx minimum subject illumination at maximum gain, sensitivity can be further heightened to 32X for 0.025 lx minimum illumination when the sensitivity boost function is activated at 50 IRE (F1.4).

Built-in Intelligent Digital Motion Detector and Zoom Detector

The Intelligent Digital Motion Detector enables reliable and accurate motion detection by analyzing the "magnitude of movement" and the "size of object" from changes in picture brightness. When a moving object is detected, VCC-ZM500P can send an alarm signal to external units and/or automatically switch to the optical zoom mode, according to the user's preference. Furthermore, an external alarm input terminal makes it possible, when an alarm signal is received, to automatically zoom in to the site of activity, according to a preset zooming operation.



Coaxial control or RS-485

Communication protocol:
Coaxial control: SSP / H-SSP / PELCO-C
RS485: SSP / H-SSP / PELCO-D

Registering a view setting file (CAMERA VIEW)

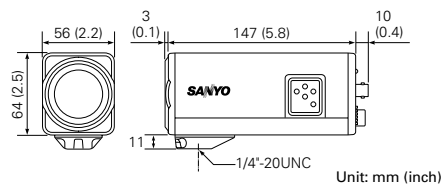
To support shooting in various surveillance conditions like when the surveillance location is bright (or dark), the CAMERA VIEW screen allows you to register up to 2 patterns of shooting settings as camera view setting files. Of course, camera view switching in connection with external alarms or motion sensors is also possible.

Specifications


Model No.	VCC-ZM500P
Scanning system	PAL standard 625 lines, 50 fields/sec.
Image sensor	1/4" (approx. 3.6 mm x 2.7 mm) interline transfer method CCD
Picture elements	Total: 795(H) x 596(V), Effective: 752(H) x 582(V)
Horizontal resolution	540 TV lines (Typical)
Minimum illumination (approx.)	20IRE 0.32 lx (F1.4) at max. AGC gain, 0.01 lx (F1.4) at 32x electronic sensitivity boost 50IRE 0.8 lx (F1.4) at max. AGC gain, 0.025 lx (F1.4) at 32x electronic sensitivity boost
Electronic sensitivity boost	AUTO (interlocked with auto iris), up to 32x / OFF
Video output level	1.0 V (p-p) (75 Ω , composite)
Video S/N ratio	More than 50 dB (AGC OFF)
Backlight compensation	Multi-spot evaluative metering (MULT), Centre-weighted average metering (CENT), and Masking for backlight compensation (MASK)
White balance	ATW / AWC / Manual / Outdoor / Indoor / Fluorescent / R/B adjustment possible when using MWB
Gain control	LOW, NORMAL, MIDDLE, HIGH, and OFF (Gain adjustable)
Motion detector	ON (individual setting possible) / OFF, Motion zoom function (individual setting possible)
Privacy masking	ON / OFF, max. of 4 masked locations (Wide view screen)
Electronic shutter	High-speed mode: 1/50, 1/120, 1/250, 1/500, 1/1000, 1/2000, 1/4000, 1/10000 sec. Low-speed mode: 1/25, 1/12, 1/6, 1/3, 1/1.5
Lens	f = 3.5 to 105mm F1.4 to 3.7 auto focus
Synchronizing system	Internal sync. / Line lock
Aperture Horizontal	56 to 2.0°
Vertical	43 to 1.5°
Diagonal	68 to 2.5°
V phase adjustment	LINE PHASE
Optical zoom	30x
Electronic zoom	16x
Communication method	System connection terminals (RS485/Coaxial), support of camera control unit (VAC-70II)
Alarm input	External inputs: 2, NO / NC switch, Day/night switch
Alarm output	External outputs: 1, NO / NC switch, open collector
Mirroring function	OFF / HV / H / V
Environmental conditions	Temperature: -10°C to 50°C [+14°F to 122°F], Humidity: within 35 to 90% RH
Power requirement	24 V AC \pm 10%, 50 Hz or 12 V to 15 V DC
Power consumption (approx.)	4.5 W
Dimensions (approx.)	56(W) x 64(H) x 150(D) mm [2.2(W) x 2.5(H) x 5.9(D) in.]
Weight (approx.)	540 g (19.0 oz.)

NOTE: Appearance and specifications are subject to change without notice.

Dimensions



Rear panel



Caution: Please consult the instruction manual to ensure safe and proper operation of the product.



Digital System Company of SANYO Electric Co., Ltd. obtained Quality Management System ISO 9001 and Environmental Management System ISO 14001 certifications.

Distributed by:



SANYO Electric Co., Ltd.
Digital System Company
<http://www.sanyosecurity.com>

©2008 SANYO Printed in Japan 2008.5 MA
SFA174F